



INA Service Info



Timing chain KIT 559 1821 41

Change from sintered metal to pressed steel

Manufacturer: Opel, Vauxhall

Models: Agila, Astra, Corsa/Combo

Year of manufacture:

Agila: 2000 - 2005

Astra: 2001 - 2005

Corsa/Combo: 1998 - 2005

Engines: 1.0, 1.2, 1.4

Part no.: 559 1821 41

For current listing refer to catalogue media

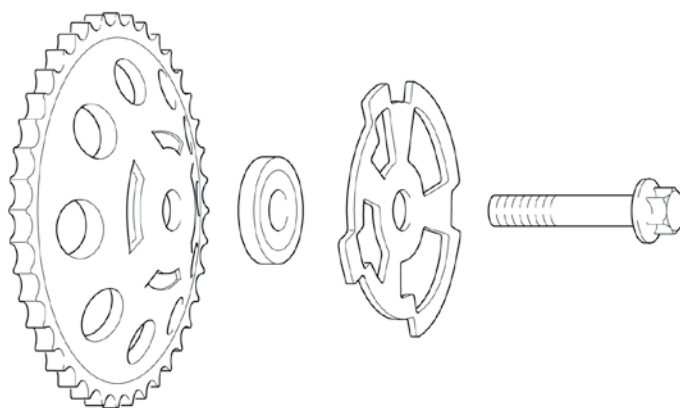


Fig. 2: Correct installation sequence on the inlet camshaft when converting from sintered to pressed sprockets.

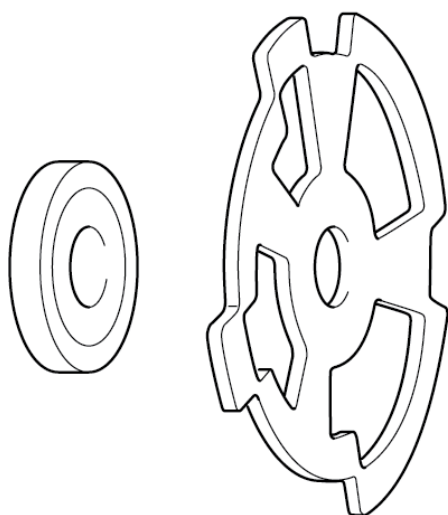


Fig. 1: Encoder wheel with pressed-out spacer ring

The sprockets mounted to the camshafts of the engines listed can be made of sintered metal or pressed steel.

During replacement, sintered sprockets are converted to steel ones. In this case, the sprocket on the intake camshaft must be modified.

Sprockets made of sintered metal: Encoder wheel and spacer ring are two separate parts (Fig. 1). The spacer ring is pressed into the sprocket. The camshaft sensor encoder wheel is mounted with the pressed-in spacer ring to the camshaft in front of the sprocket.

Installation instructions:

After removal, the spacer ring must be pressed out of the old sprocket.

Fix the new sprocket, the pressed-out spacer ring and the encoder wheel to the intake camshaft with the supplied M10x60 mounting screw as shown in Fig. 2. The encoder wheel must be reinstalled in its original orientation.

No modification is required for the exhaust camshaft. The M10x55 screw supplied with the kit must be used to secure the new sprocket.

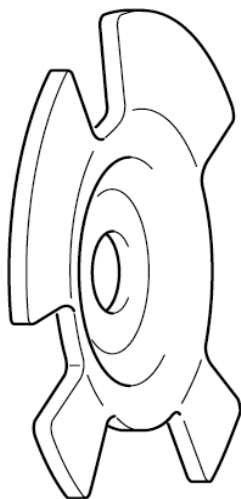


Fig. 3: Curved encoder wheel

Sprockets made of pressed steel: The encoder wheel has a curved face (Fig. 3). This eliminates the need for a spacer ring.

Installation instructions:

After removal, install the new parts in reverse order. Incorrect installation is nearly impossible. The M10x55 screws supplied with the kit must be used to fasten the sprockets to the intake and exhaust camshafts.

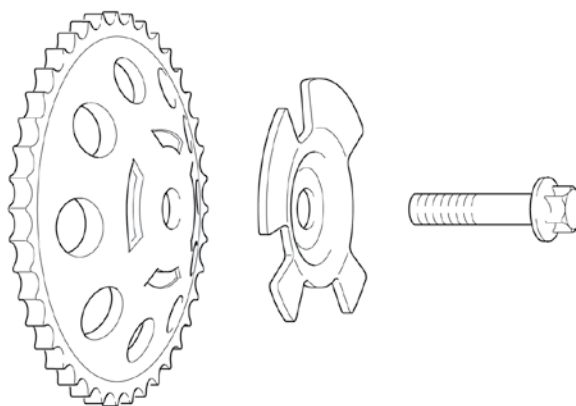


Fig. 4: Correct installation sequence on the inlet camshaft when replacing sprockets made of pressed steel.

Please observe the vehicle manufacturer specifications!

You want more? We can help!
 Phone: +44 (0) 1432 264 264
 Fax: +44 (0) 1432 375 760
aftermarket.uk@schaeffler.com
www.repxpert.co.uk

SCHAEFFLER
REP>XPERT