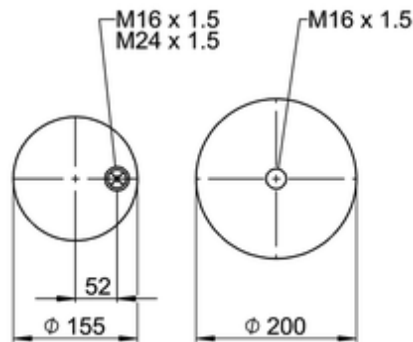
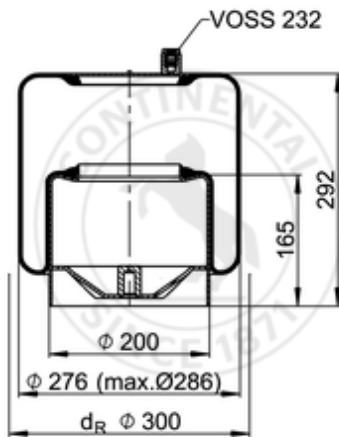













4390 N P21

600156



 bolt or stud
  hole
  combination stud
  air inlet
  stud and nut

 kg	6,8 kg
	62424
	K021
	
	M16x1.5: max. 130 Nm
	M24x1.5: max. 100 Nm

OE Manufacturer/Part No.

Manufacturer	Original Part No.	Model
Mercedes	942 320 28 21	
Mercedes	942 320 01 21	
Mercedes	942 320 49 21	
Mercedes	A 942 320 01 21	Actros
Mercedes	A 942 320 49 21	Actros

Mercedes	A 942 320 49 21	Actros
Mercedes	A 942 320 01 21	Actros
Mercedes	A 942 320 28 21	Actros MP2
Mercedes	A 942 320 28 21	Actros MP2